

LED lighting for hazardous areas
Zone 1, 2, 21 and 22

CROUSE-HINDS
SERIES

VLL LED

Zone 1 GRP linear fixtures



Safe. Reliable. Efficient.



Powering Business Worldwide



Safe. Reliable. Efficient.

Featuring the industry's broadest range of LED luminaires for harsh and hazardous environments, Eaton's Crouse-Hinds can deliver a lighting solution that performs reliably in even the worst operating conditions, all the while reducing your energy, maintenance and manpower costs.

Why LED?

Useful life

Rated life of 50,000 hours of maintenance-free and safe operation

Energy efficiency

LED average energy consumption is 50% less than HID and 85% less than incandescent

Start/restart time

Instant illumination compared to 10 minute restrike time for HID

Light quality

Higher color rendering and color temperature compared to fluorescent

Environmental benefits

Mercury-free LED eliminates disposal costs and lower energy consumption for a smaller carbon footprint

Why Crouse-Hinds?

Industry-best reliability

Built to withstand extreme temperatures, vibration, water and dust

Thermal management

Effective heat sinking ensures longer life

Quality of light

Custom optics designed to maximize light distribution and intensity

Retrofit compatibility

LED fixtures are compatible with Crouse-Hinds' HID installed base

VLL LED Zone 1 GRP linear fixtures

Features & specifications

The Zone 1 VLL product Series LED Luminaires with high-quality international brand LED chips, have extremely long lifespan. Multiple versions of the LED are available, providing ideal solutions for indoor or outdoor areas to retrofit existing fluorescent fixtures.

Model	Nominal* lumens	Wattage	Efficacy	Equivalent fluorescent
VLL-3L	3100	<25W	>130~lm/W	2x18W
VLL-5L	6400	<50W	>130~lm/W	2X36W
VLL-7L	7400	<60W	>130~lm/W	2X54W

*Lumen values apply to 5700K light color, 70 CRI fixtures. Lumen output may vary slightly for different models.

*Tolerance+/-10%

Application

- Locations where require continuous and consistent light levels in extreme ambient temperatures
- Areas requiring frequent on-and-off of lights
- Where flammable vapors, gases, ignitable dusts, fibers or flyings are present; indoors or outdoors
- Where extremely corrosive, wet, dusty, hot and/or cold conditions exist
- Marine, wet locations and hose-down environments
- Manufacturing plants; heavy industrial, chemical, petrochemical or pharmaceutical facilities; platforms; loading docks; tunnels



Benefits:



EFFICIENCY

- Industry leading lumen efficacy up to 130~lm/w reduces energy consumption and delivers cost savings.
- Three lumen packages available from 3100 to 7400lm providing a versatile solution for different illumination applications.



SAFETY AND RELIABILITY

- Rugged design for extremely harsh environments, IP66 even under vibration.
- Optional self-contained battery for emergency lighting applications delivers 25% of standard lumen output for 1.5-hours or 3-hours.



EASY INSTALLATION AND MAINTENANCE

- Retrofit- friendly with optional sliding rail mounting system, allowing brackets to be easily adjusted to existing mounting holes.
- Self-monitoring status battery indicator makes easy for maintenance check.
- Inhibit switch comes as standard for our emergency fitting which is suitable for offshore unmanned platform application.




LATEST POLE MOUNTING

- Improved reliability with build-in cable gland and no-exposed cables
- No sideways rotation with strong resistance to heavy winds
- Externally accessible Ex e chamber for easy termination


LED vs. fluorescent savings at a glance

Why are so many facilities making the switch from fluorescent to LED?
The numbers say it all.

VLL-5L vs. x 36W Fluorescent



40%
REDUCTION IN
ENERGY COSTS



66%
LOWER TOTAL
COST OF OWNERSHIP



100%
LAMP MAINTENANCE
REDUCTION

VLL LED Zone 1 GRP linear fixtures

Standard materials

- Enclosure-Glass Fiber Reinforced Plastic (GRP)
- Diffuser-Polycarbonate (PC)
- Gaskets-Silicone
- Fasteners-All external fasteners stainless steel

LED system:

- Cold white 5700K
- Optional: 3000K, 4000K, 5000K, 6500K
- All series feature field replaced LED modules
- Fog diffuser with harmful glare protection as standard
- Rated life of 5 years at 55°C provides long term, low-maintenance operation.

Certifications and compliances

- Marking accd.to IECEx
Ex eb mb IIC T5 Gb or Ex db eb mb IIC T5 Gb
/ Ex db eb ib mb IIC T5Gb (EM)*
Ex tb IIIC T80°C Db
- Marking accd.to ATEX
II2 G Ex eb mb IIC T5 Gb
II2 G Ex db eb mb IIC T5 Gb
II2 G Ex db eb ib mb IIC T5 Gb(EM)
II2 D Ex tb IIIC T80°C Db



Technical data

IECEx-certification of conformity	IECEx NEP 21.0020X, SEV 22 ATEX 0584X, IECEx SEV 22.0001X
Ex Marking	Ex db eb mb IIC T5 Gb or Ex eb mb IIC T5 Gb / Ex db eb ib mb IIC T5Gb (EM)* Ex tb IIIC T80°C Db
Ambient temp	Normal: -40°C to 55°C for 3L, 5L, -40°C to 50°C for 7L Emergency: -25°C to 50°C for 3L,5L, -25°C to 45°C for 7L
Rated input volt	100-240VAC 50/60Hz, DC 105-250V
Power factor	>0.9
Color Temperature	5700K as standard, 3000K/4000K/5000K/6500K is available
CRI	Cool white>70 as standard, CRI>80 is optional
System watt*	VLL 3L series: <30W VLL 5L series: <55W VLL 7L series: <65W
Lumen output	VLL 3L series:3100Lm VLL 5L series:6400Lm VLL 7L series:7400Lm
Material	GRP and PC
Weight	VLL 3L series Normal and EM: 4.3Kg / 5.8Kg VLL 5L /7L series Normal and EM: 7.5Kg / 9.8Kg
Terminals	Max 6mm ²
Entry Size	M20 as standard, M25 is available.
Out line dimension	VLL 3L series: 732x178x125 VLL 5L /7L series:1333x178x125
Backup duration & Lumen percentage	Standard version EM1=1.5h,25% output. EM2=3h, 25% output is available.
IP(IEC60598)	IP66

*Isolation switch is available as optional

*Tolerance+/-5%

VLL LED Zone 1 GRP linear fixtures

Ordering Information

Product Type	Colour Temp ¹⁾	Terminals	Throughwiring ²⁾		Entry Threaded	Ex e Threaded Plug ³⁾	Part No. ⁴⁾
VLL 3L							
VLL-3L-57-1/6-120-N	5700K	1x6	●	-	2xM20	1	CCL2004126
VLL-3L-57-2/6-220-N		2x6	-	●	4xM20	2	CCL2004130
VLL 3L Emergency							
VLL-3L-57-EM1-1/6-120-N	5700K	1x6	●	-	2xM20	1	CCL2004134
VLL-3L-57-EM1-2/6-220-N		2x6	-	●	4xM20	2	CCL2004138
VLL 5L							
VLL-5L-57-1/6-120-N	5700K	1x6	●	-	2xM20	1	CCL2004174
VLL-5L-57-2/6-220-N		2x6	-	●	4xM20	2	CCL2004178
VLL 5L Emergency							
VLL-5L-57-EM1-1/6-120-N	5700K	1x6	●	-	2xM20	1	CCL2004182
VLL-5L-57-EM1-2/6-220-N		2x6	-	●	4xM20	2	CCL2004186
VLL 7L							
VLL-7L-57-1/6-120-N	5700K	1x6	●	-	2xM20	1	CCL2004222
VLL-7L-57-2/6-220-N		2x6	-	●	4xM20	2	CCL2004226
VLL 7L Emergency							
VLL-7L-57-EM1-1/6-120-N	5700K	1x6	●	-	2xM20	1	CCL2004230
VLL-7L-57-EM1-2/6-220-N		2x6	-	●	4xM20	2	CCL2004234

Product Type	Colour Temp ¹⁾	Terminals	Throughwiring ²⁾		Entry Threaded	Ex e Threaded Plug ³⁾	Part No. ⁴⁾
			Single-ended	Twin-ended			
VLL 3L Pole Mounting							
VLL-3L-57-1/6-120-N-P	5700K	1x6	●	-	2xM20	1	CCL2004252
VLL-3L-57-EM1-1/6-120-N-P		1x6	●	-	2xM20	1	CCL2004254
VLL 5L Pole Mounting							
VLL-5L-57-1/6-120-N-P	5700K	1x6	●	-	2xM20	1	CCL2004264
VLL-5L-57-EM1-1/6-120-N-P		1x6	●	-	2xM20	1	CCL2004266
VLL 7L Pole Mounting							
VLL-7L-57-1/6-120-N-P	5700K	1x6	●	-	2xM20	1	CCL2004276
VLL-7L-57-EM1-1/6-120-N-P		1x6	●	-	2xM20	1	CCL2004278

¹⁾ Tolerance +/- 10%

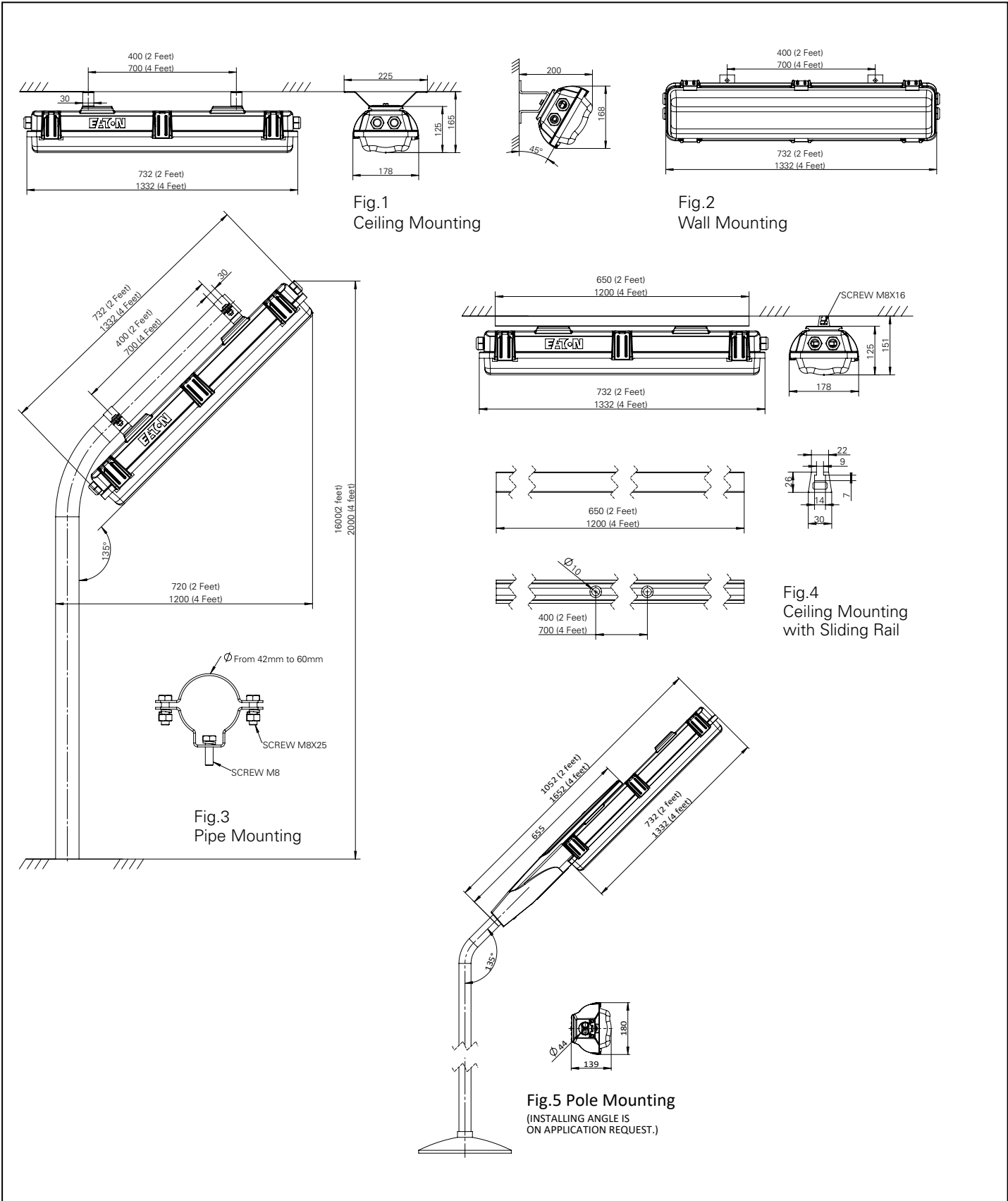
²⁾ Through wiring 6 x 2.5 mm²

³⁾ Standard version without cable gland. if need, please order separately

⁴⁾ Contact your local sales representative for special requirements.

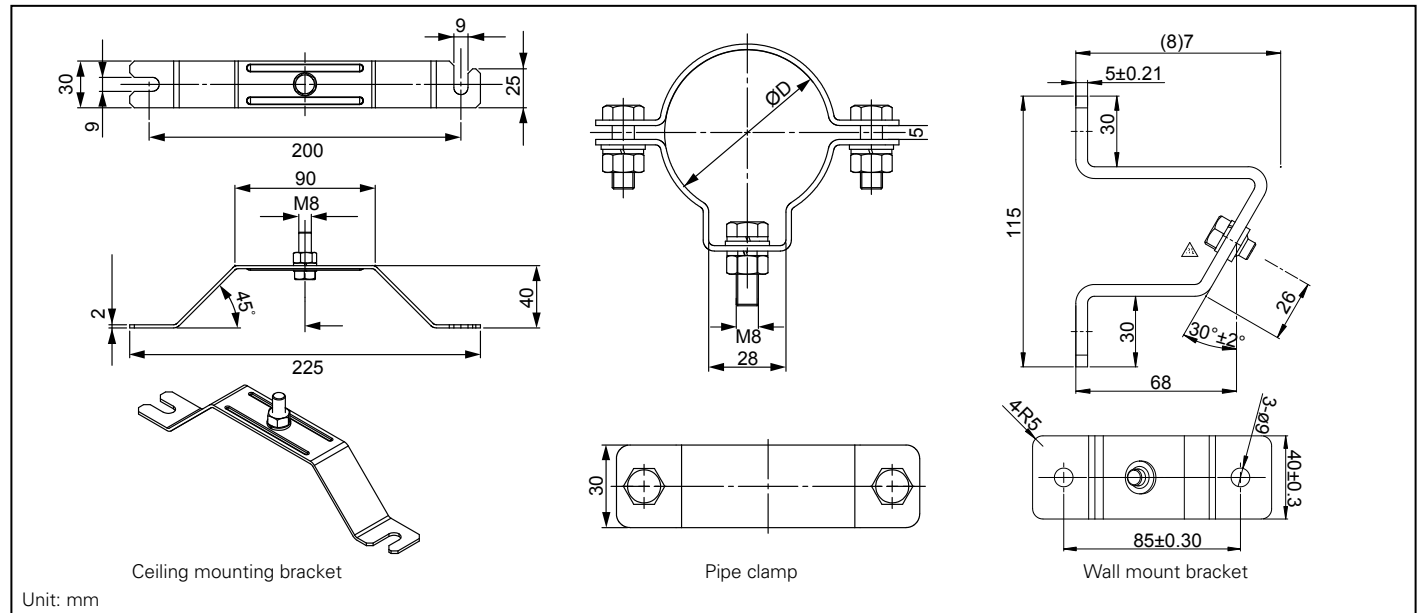
VLL LED Zone 1 GRP linear fixtures

Dimensions (mm)



VLL LED Zone 1 GRP linear fixtures

Mounting accessories (To be ordered separately)



Pipe mounting

Part No	Description	Quantity per luminaire
CHR5218	Pipe clamp assy D42 316S/S	2
CHR5221	Pipe clamp assy D51 316S/S	2

Wall mounting

Part No	Description	Quantity per luminaire
CHR5248	Wall suspension 316S/S	2

Ceiling mounting

Part No	Description	Quantity per luminaire
CHR5245	Ceiling mounting BKT 316S/S	2
CHLMT2372-01	Mounting sliding rail for 2 feet	1
CHLMT2372-02	Mounting sliding rail for 4 feet	1

Metallic Cable Glands (Order Separately)

ADE-1F2

Catalog #	Metric Thread Size	Cable Types	Cable sealing range - Min	Cable sealing range - Max
ADE1M201NPN	M20	Non-armoured,	4.5	8.5
ADE1M202NPN	M20	Marine shipboard, Type P; Tray cable	7.0	12.0
ADE1M203NPN	M20	(armoured)	10.0	16.0



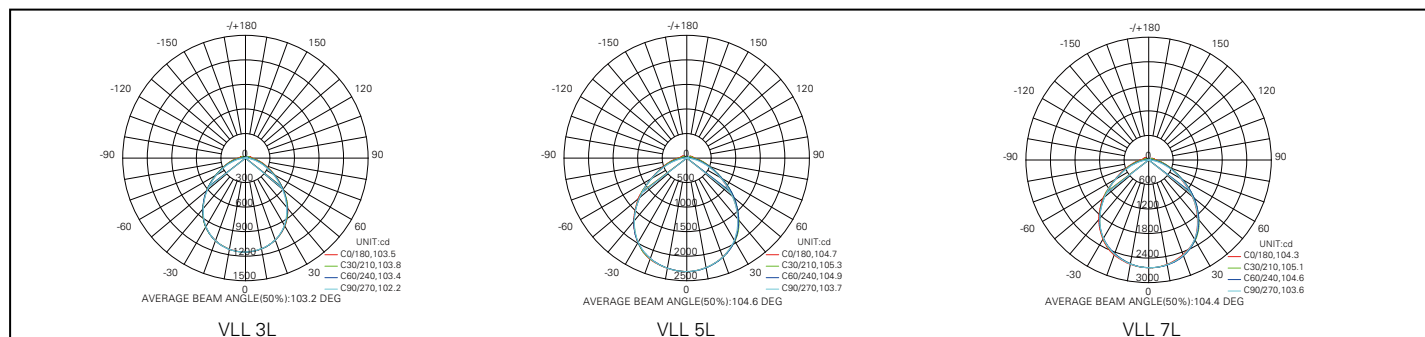
ADE-4F

Catalog #	Metric Thread Size	Cable Types	Cable sealing range inner sheath		Cable sealing range outer sheath		Armor	
			Min.	Max.	Min.	Max.	Min.	Max.
ADE4M201NPN	M20	SWA, SWB, STA,	4.5	8.0	7.0	12.0	0.2	0.9
ADE4M202NPN	M20	Braided marine shipboard, Type P; Leadsheathed cable (with addition of earthing washer)	7.0	12.0	10.0	16.0	0.2	1.3
ADE4M203NPN	M20		10.0	15.5	13.5	21.0	0.2	1.3



ADE-1F2 and ADE-4F catalog numbers are for nickel-plated brass; For other material options, please contact our sales representative.

Polar curve



U.S. (global headquarters): Eaton's Crouse-Hinds Division

1201 Wolf Street
Syracuse, NY 13208
(866) 764-5454
FAX: (315) 477-5179
FAX Orders Only:
(866) 653-0640

crousecustomerctr@eaton.com

Canada

Toll Free: 800-265-0502
FAX: (800) 263-9504
FAX Orders only: (866) 653-0645

Mexico/Latin America/Caribbean

52-555-804-4000
FAX: 52-555-804-4020
ventascentromex@eaton.com

Europe (Germany)

49 (0) 6271 806-500
49 (0) 6271 806-476
info-ex@eaton.com

Middle East

971 4 8066100
FAX: 971 4 8894813
chmesales@eaton.com

Singapore

65-6645-9888
FAX: 65-6297-4819
chsi-sales@eaton.com

China

86-21-2899-3600
FAX: 86-21-2899-4055
echsales@eaton.com

Korea

82 2 6380 4032
82 2-6380-4070
ECHKsales@eaton.com

Australia

1300-332-866
FAX: 61-2-9693-5127
crousehindsanz@eaton.com

India

91-124-4683888
FAX: 91-124-4683899
cchindia@eaton.com

For more information:

If further assistance is required, please contact an authorized Eaton Distributor, Sales Office, or Customer Service Department.

Eaton
1000 Eaton Boulevard
Cleveland, OH 44122
United States
Eaton.com

© 2023 Eaton
All Rights Reserved
Publication No. VLL2021EN
November 2023

Eaton is a registered trademark.

All other trademarks are property of their respective owners.